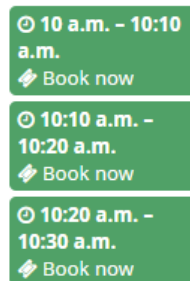




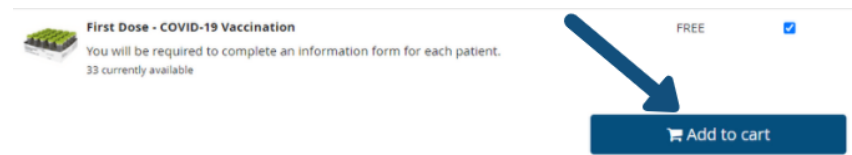
STEPS ON HOW TO REGISTER:

STEP 1: Click a clinic link to select a date for your vaccine

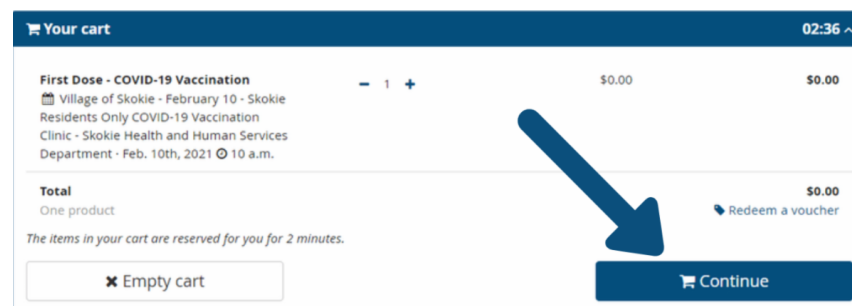
STEP 2: Select a time in green (see example below)



STEP 3: Click **ADD TO CART** (see example below)



STEP 4: Click **CONTINUE** (see example below)



STEP 5: Answer the required questions. When every question has been answered, click **CONTINUE** (see example below)

Do you have a bleeding disorder or are you taking a blood thinner?*


No

Are you pregnant or breastfeeding?*

No

Go back

Continue



STEP 6: Scroll down to the bottom of the page and click [SUBMIT REGISTRATION](#) (see example below)

Submit registration

ONLY AFTER CLICKING ON 'SUBMIT REGISTRATION' WILL YOU HAVE SUCCESSFULLY SCHEDULED YOUR COVID-19 VACCINE APPOINTMENT

If you successfully made an appointment, you will receive a confirmation email.

Please arrive within 5 minutes of your appointment and have your downloaded ticket ready at check-in.

If you have questions, please contact the Village of Skokie's COVID-19 Hotline at 847/779-7726 or email us at covid19@skokie.org.

Finally, if any Skokie healthcare provider has professionally licensed medical staff (doctors, nurses, pharmacists or other) that would like to volunteer at a Skokie vaccination clinic, please visit the Skokie Health Department Skokie Medical Reserve Corps (MRC) webpage <https://www.skokie.org/196/Medical-Reserve-Corps>.

Village of Skokie

5127 Oakton Street

Skokie, IL 60077

Phone: 847-673-0500

[Email Us](#)

Hours: M-F 8:30 am -5:00 pm



Village of Skokie | 5127 Oakton Street, Skokie, IL 60077

[Unsubscribe {recipient's email}](#)

[Update Profile](#) | [Constant Contact Data Notice](#)

Sent by info@skokie.org powered by



Try email marketing for free today!